



Simply better, because it's yours.

With quality,
you make
the best cut.

SCISSORS ASSORTMENT

THE RIGHT SCISSORS
FOR EVERY PURPOSE

THE RIGHT SCISSORS FOR EVERY PURPOSE

Utmost care and many decades of know-how are the ingredients used in the production of Prym sewing scissors and tailor's shears. They offer maximum precision and cutting accuracy from the screw joint to the tip - whether cutting jersey, denim, silk or linen.

Scissors are one of the most important and oldest of mankind's tools. Everyone needs them, everyone has them.

What makes a good pair of scissors?
Why do we use different kinds of scissors for different purposes?
How do you take care of your scissors?
What exactly do they consist of?

Whether sewing is your passion or your profession, you really should have a small collection of scissors for specialist tasks.



Take a look at our comprehensive range of scissors on YouTube.

OUR SCISSORS EXPERT

So that you know which type of scissors is suited to a particular type of use, our product expert Sven has compiled an overview of Prym's entire range of scissors.

Areas of use, particular functions and useful tips and tricks show you which type of scissors you need for your project and how best to use and care for them.



TIPTOP QUALITY

The finish

The precise finish right up to the tips guarantees excellent cutting results.

Screw and thread

The blades are joined by a screw and thread which prevent them from working loose, so that even if they are used intensively, they are guaranteed to have a long life and cut with the same top quality.

The blades

The blades of high-quality stainless steel are assembled and ground in such a way that squeezing or crushing of the fabric is impossible.



Cross-sectional view

Deep insertion of the metal ends into the soft handles provides for balanced dimensional stability.

The soft handles

The soft handles offer outstanding ease of use due to their ergonomically shaped eyes. Fingers therefore have ample space for fatigue-free work without any pressure points being left behind.



TAILOR'S SHEARS 'PROFESSIONAL'

- * Professional tailor's shears for lightweight to firm fabrics
- * Ergonomic soft handle makes work comfortable
- * No crushing of the fabric
- * Stainless steel blades with precision mounting and grind

Article No.: 611 512
21 cm = 8"



Article No.: 611 517
23 cm = 8 3/4"



Article No.: 611 518
25 cm = 9 1/2"



WHAT ARE THE SPECIAL FEATURES OF TAILOR'S SHEARS?

This type of scissors is asymmetric in shape. In the case of tailor's shears the eyes in the handle are curved upwards. While you are cutting, the lower blade lies straight with its whole length resting on the working surface; so that it does not lift or displace the fabric. The handle is

ergonomic in shape and has one small and one large eye, the latter oval-shaped lengthwise into which you can insert up to four fingers and transfer the strength of the hand efficiently to the blades. This allows you to cut all sorts of fabric reliably and with precision.

TAILOR'S SHEARS 'PROFESSIONAL' FOR LEFT HAND USE

Article No.: 611 513
21 cm = 8"



DRESSMAKING SHEARS 'PROFESSIONAL' Xact

The dressmaking shears 'Professional' Xact with micro-serration are ideal when you need to cut silk or synthetic fibres. The special additional grinding of the blades consistently prevents difficult fabrics from slipping. The precision forged blades are made from rust-proof stainless steel and mounted in such a balanced way that the scissor blades of the dressmaking shears meet at only one point, which prevents the fabric from slipping. The soft handles of these dressmaking shears, with the extra space for several fingers, ensure pleasurable work as much less effort is required for cutting.



Article No.: 611 508
21 cm = 8"



Article No.: 611 520
25 cm = 9 ½"



The sharpness of the blade depends on the angle of the cutting edge, known as the grind. Each area of use requires a different angle. Cutting surfaces, which distort and bend together to an exactly calibrated degree, coupled with a meticulously serrated edge and balanced assembly are what makes a good pair of scissors. In matters of quality we do not compromise.



TEXTILE SCISSORS 'PROFESSIONAL', CURVED

The curved textile scissors from the Professional line are recommended for cutting out delicate fabrics; owing to their chamfered blade point they cut only the topmost layer even when there are several fabric layers. The chamfered points prevent snagging, which might damage the fabric or the embroidery. The textile scissors are also ideal for quickly snipping off threads in embroidery or sewing.



Article No.: 611 509
13.5 cm = 5 ¼"

SEWING/HOUSEHOLD SCISSORS 'PROFESSIONAL'

- * **Excellent cutting performance owing to precision blade grinding**
- * **Precision mounting of the rust-proof blades**
- * **For cutting fabrics and also for household use**
- * **Soft handles ensure accurate and effortless cutting**



Article No.: 611 511
16.5 cm = 6 ½"

PINKING SHEARS 'PROFESSIONAL'

- * **Make additional neatening of fabric edges superfluous**
- * **Ideal for decorative work in various materials**
- * **Safe to use thanks to the soft handles**
- * **No lifting or slipping of the fabric**



Article No.: 611 515
23 cm = 9"

An important factor for optimum operation and the durability of Prym scissors is the steel used. The carbon content in the steel indicates the hardness of the scissor blades. The higher the Rockwell value, the harder the steel and the more durable the scissors. Both blades must have the same hardness grade, otherwise the harder blade would damage the blade with the lower Rockwell value.



TAILOR'S SHEARS 'CLASSIC'

These tailor's shears from Prym are classics - top quality from handle to point. They are forged completely from high quality steel and their weight and well-designed centre of gravity are indispensable aids for professional dressmaking and tailoring. Individually sharpened by hand and tested to ensure reliability, the most impressive features of these tailor's shears

are their smooth cutting action and long durability. The asymmetrical design of the shears prevents the fabric lifting and shifting. After a great deal of use the positioning of the blades can be re-adjusted by means of the screw.

Article No.: 610 530
18 cm = 7"



Article No.: 610 531
21 cm = 8"



Article No.: 610 532
23,5 cm = 9"




Article No.: 610 533
26 cm = 10"



Article No.: 610 534
28 cm = 11"



Article No.: 610 535
30 cm = 12"



TAILOR'S SHEARS 'GOLD'

When it comes to these scissors, all that glitters is truly gold, since these professional tailor's shears mainly impress due to their steel handles with shiny gold coating. This 'Gold Edition' is a supplement to the 'Classic' range. These tailor's shears are hot-forged by hand from high-quality steel, sharpened by hand, and extensively checked for quality. The special thing about these steel, shiny blades is their serrated blade – this cleverly prevents challenging fabrics such as silk or synthetic fibres from slipping.



Article No.: 610 565
20 cm = 8"

SMALL BUT EFFECTIVE: EMBROIDERY SCISSORS

Their dainty shape, their narrow, and in relation to the handle, short blades taper effectively to a fine tip and are absolutely perfect for really complicated, precise purposes.

These include all kinds of embroidery, the neatening of button holes, the cutting of precise corners in fabric and the cutting out of appliqués.

EMBROIDERY SCISSORS 'PROFESSIONAL', FINE

The very pointed, super-fine embroidery scissors from the Professional line make it possible to cut along the whole length right up to the tips with millimetre precision and so they are ideal for fine embroidery and lace work, such as Richelieu embroidery (white work embroidery) or pulled thread work. Due to the extremely sharp, rust-proof stainless steel blades the scissors have a very good cutting performance and thanks to the generously-sized eyes in the handle sit comfortably in the hand. Light-weight and daintily designed, these embroidery scissors are however also very stable.



Article No.: 611 514
10 cm = 4"



EMBROIDERY SCISSORS 'PROFESSIONAL', BENT

- * **Embroidery scissors with bent blade for fine embroidery and lace work**
- * **Blades made from high-quality stainless steel**



Article No.: 611 516
10 cm = 4"

EMBROIDERY/NEEDLECRAFT SCISSORS 'PROFESSIONAL'

- * **For a wide variety of materials**
- * **Also suitable as household scissors**
- * **High durability**
- * **Blades mounted to fit perfectly**
- * **Soft handles for effortless work**



Article No.: 611 510
13 cm = 5"

When you are cutting, the blades of Prym scissors meet at one point only, otherwise there would be a risk that the fabric is crushed.




EMBROIDERY SCISSORS STORK 'GOLD'

An absolute classic, these scissors are popular particularly for their enchanting design in the shape of a stork. They belong to the embroidery and thread scissor product group. Their slim pointed blades look like a stork's beak, the screw joint forms the eye and the stems imitate the fine relief

of the feathers. The gold-plated embroidery scissors from Prym are principally suitable for sophisticated handicrafts, because they have a very fine point and meticulous blade grinding, which makes it possible to cut with millimetre precision.

Article No.: 611 445
9 cm = 3 ½"



EMBROIDERY SCISSORS, FINE

- * **Light, dainty embroidery scissors with very fine points**
- * **Ideal for fine embroidery**
- * **Handy scissors made from hardened steel**

Article No.: 611 441
9 cm = 3 ½"



Prym quality check:
The points of the blades must fit
together perfectly when closed.



APPLIQUÉ SCISSORS, ROSE GOLD

These appliqué scissors are presented in the modern rose gold colour and are ideal for appliqué, serging and quilting projects. The secret lies in the shape of these precision embroidery scissors, which prevents damage to the fabric or the appliqué motif. Thanks to the lower curve in the cutting blade they can be placed quite flat on the fabric and in this way superfluous material can easily be cut away from the appliqué motif. The angle of the scissors handle also ensures that the cutting blade can be brought especially close to the fabric.

Article No.: 610 570
15 cm = 6"



WHAT DO TYPICAL SEWING SCISSORS LOOK LIKE?

They are symmetrical in shape, the blades are straight and taper to a point - a design, which makes this type of scissors perfect for many different uses. The scissors cut normal textiles effortlessly and thanks

to their sharp, narrow points are also suitable for cutting embroidery threads and cords cleanly, for unpicking seams and for fine handicrafts.

SEWING SCISSORS 'HOBBY'

- * Versatile scissors ideal for creative hobbies
- * Precision mounting and cut of the rust-proof blades
- * Bi-colour plastic handles
- * Soft inner ring protects the fingers for comfort when working

Article No.: 610 522
16.5 cm = 6 ½"



SEWING SCISSORS 'HOBBY'

- * Asymmetric shape for more effective cutting
- * High quality blades cut fabrics with millimetre precision
- * Ideal for all ambitious hobby dressmakers
- * Plastic handles with soft ring for effortless work
- * Handles in bi-colour look

Article No.: 610 523
21 cm = 8"



Article No.: 610 524
23 cm = 8 ¾"



Article No.: 610 526
25 cm = 9 ½"



EMBROIDERY SCISSORS 'HOBBY'

- * Facilitate precision in detailed filigree work
- * Ideal for occasional handicraft projects
- * Plastic handles with soft ring in bi-colour look



Article No.: 610 520
11.5 cm = 4 1/4"

NEEDLECRAFT SCISSORS 'HOBBY'

- * Ideal for occasional handicraft projects
- * Precision cutting
- * Plastic handles with soft ring in bi-colour look



Article No.: 610 521
14 cm = 5 1/2"

WHAT ARE PINKING SHEARS USED FOR?

Pinking shears are ideal for cutting woven fabrics and borders to prevent the edges of the fabric from fraying. Pinking shears also lend themselves to cutting decorative edges not only in leather but also in décor card and paper. Just as with standard

fabric scissors, the lower blade lies straight when cutting, with its whole length resting on the working surface, and in this way it does not lift or displace the fabric.

PINKING SHEARS 'HOBBY'

- * Precision cutting of woven fabrics and edges
- * The zig-zag cut makes neatening of the fabric edges superfluous
- * The lower blade lies straight to prevent the fabric from slipping
- * Plastic handles with soft ring in bi-colour look



Article No.: 610 525
23 cm = 9"

GENERAL PURPOSE SCISSORS 'TITANIUM'

The Titanium universal scissors are general purpose scissors for household use, as they have extremely sturdy blades and are therefore ideal for cutting paper, cardboard, plastic film and other materials. The soft inner ring on the plastic handle makes cutting a pleasure. The special feature of these scissors is that the blade or cutting edge is coated with titanium, which is easy to free from traces of glue, making these household scissors perfect for craft work.



Article No.: 610 550
13 cm = 5"



Article No.: 610 551
18 cm = 7"



Article No.: 610 552
21 cm = 8"



Article No.: 610 553
25 cm = 9 ½"



GENERAL PURPOSE PINKING SCISSORS

- * For decorative cutting of fabrics, cardboard and paper
- * Creates a pretty profile to the cut edge
- * Relatively large eye in the handle reduces effort
- * Asymmetric design prevents the fabric from slipping



Article No.: 610 555
22 cm = 8 ½"



GENERAL PURPOSE SCISSORS 'FULL STEEL'

The 'full steel' general purpose scissors with metal eyes and glossy upper surface are practical all-rounders for household, office or leisure. Their rustproof blades make them particularly durable and they are impressively versatile, because as well as cutting paper, cardboard and film, they also cut packaging, thread and much more besides.



Article No.: 610 559
9 cm = 3 1/2"



Article No.: 610 560
13 cm = 5"

Article No.: 610 563
15 cm = 6"



Article No.: 610 561
18 cm = 7"



Article No.: 610 562
21 cm = 8"

THREAD SCISSORS 'PROFESSIONAL'

The 12 cm long thread scissors 'Professional' are very sharp for cutting thread easily and also sit light and comfortably in the hand. Due to the precise grind of the blades the thread scissors cut faultlessly along the whole length. The ergonomic design and the soft material of the handle also guarantee high slip protection when working. They are a practical cutting tool and thanks to the protective cap they can always be stored away safely.



Article No.: 611 523
12 cm = 4 1/2"

THREAD SCISSORS 'HOBBY'

- * For precise snipping of threads
- * Optimum cutting performance due to precision grinding
- * With protective cap for safe storage



Article No.: 611 505
11 cm = 4 1/4"

FOLDING SCISSORS

- * Practical folding scissors for travel
- * Safe opening and closing mechanism
- * Handle in dark violet plastic
- * Blades made from rustproof steel



Article No.: 611 571
10 cm = 4"



The proportion of chrome and carbon in the steel contributes to the resistance to rust. At Prym we make sure the right material is chosen.



1_Embroidery scissors Stork 'Gold'

Article No.: 611 445
9 cm = 3 ½"

2_Dressmaking shears 'Professional' Xact, micro serration

Article No.: 611 508
21 cm = 8"

3_Sewing scissors 'Hobby'

Article No.: 610 523
21 cm = 8"

4_Sewing/household scissors 'Professional'

Article No.: 611 511
16.5 cm = 6 ½"

5_Tailor's shears 'Gold'

Article No.: 610 565
20 cm = 8"

THIS IS HOW TO TAKE PROPER CARE OF YOUR SCISSORS

💧 Wipe the blades after every use. This prevents lint and other particles from building up around the swivel joint.

💧 The best way to clean the scissors is with soap and water.

💧 Dry the scissors with a cloth before you use them or put them away.

💧 Do not use excessive force when cutting; this damages and distorts the blades. If cutting out the fabric is too difficult, you are probably using a pair of scissors which are too small or are blunt.

💧 Cut thick materials near the swivel joint and NOT with the point of the scissors.



💧 Oil the scissors regularly at the swivel screw, between the rear parts of the blades, e.g. with the Prym pen with 12 ml fine oil (611 992). Wipe off any superfluous oil, so that the blades do not rust.

💧 Sharpen the blades as required in order to obtain an optimum cutting result. If the edges are fraying as you cut or you need to use more effort, we recommend - especially with expensive scissors - that you have them sharpened by a specialist.

WHAT YOU NEED TO BE AWARE OF WHEN BUYING SCISSORS

🏠 Try out the performance of the scissors and when you buy, take fabrics and materials with you: the scissors must cut the fabric cleanly from joint to point.

Note: even blunt scissors cut paper, but only quality scissors cut fabric easily and neatly.

🏠 Test the tension of the scissors: when the scissors are opened or closed the blades should not feel too loose or too stiff.

🏠 Scissors must be comfortable. Always test scissors to make sure that they are comfortable to use. They should remain comfortable even after intensive use.






No. 46 (GB)

Prym Consumer Europe GmbH
Postfach 1740, D-52204 Stolberg
www.prym.com

D, A, CH
Tel +49 (0) 2402 / 14 22 28
info@prym.com

International
Tel +49 (0) 2402 / 14 22 29
info@prym.com



4 002276 610712

Code No. 661 071
Print No. 044.08.19.10 GB