




TEXTIL DESIGN

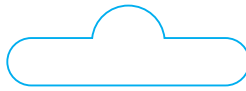


SPRAYING ON FABRIC



TIPS FOR A PERFECT SPRAYING RESULT:

Surface must be clean, dry and free of grease. Shake the spray can well for 2-3 minutes before use. Please note the optimum temperature and spraying distance (both are indicated on the can). It is advisable to spray outdoors or ensure there is sufficient ventilation.



TEXTIL DESIGN

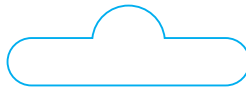
CREATIVE SPRAYING ON FABRIC

Whether it is a banner, wedding bunting, a lamp for the living room, utensil holders or a favourite beach bag: With this decoration spray for fabrics you can create totally unique items in next to no time!

- Acrylic-based decoration spray in a 150 ml can.
- Available in 16 trendy colours: Semi-matt colours as well as sparkling metallic shades, luminous neon colours and a chalkboard spray, for special effects on fabric.
- For decorating almost all types of textiles, for example, cotton, mixed fibres, artificial fibres or jute (it may be necessary to test patch it in advance).
- Wash-resistant up to 30 °C; not suitable for everyday clothing.
- Quick-drying, weatherproof and light-fast* (*except neon colour shades).
- Also ideal for stencilling and for masking techniques.

220	sunshine yellow	
031	cherry red	
005	raspberry	
142	gentian	
091	caribbean	
153	mint	
179	graphite	
070	white	
073	black	
875	chalkboard black	
782	metallic-silver	
784	metallic-gold	
321	neon-yellow	
324	neon-orange	
334	neon-pink	
365	neon-green	





TEXTIL DESIGN



Subject to change without prior notice. Differences in tone due to printing method. No liability for printing errors.



MORE INFO



facebook.com/
MarabuChannel



youtube.com/
MarabuChannel



pinterest.com/
MarabuChannel

Marabu GmbH & Co. KG
Fritz-Lieken-Str. 7-9
D-74321 Bietigheim-Bissingen
Tel. +49 7141 691 0
www.marabu.com/creative



EXPERIENCE



IDEAS




QUALITY



SUSTAINABILITY

01/18 • 59110 205 00118



4 007751 711472