



# LET'S GET SPRAYING!

BOLDLY COLOURED BIKE TYRES, SPEECH BUBBLES USING CHALKBOARD SPRAY, SPARKLING PICTURE FRAMES, OR AN ANTIQUE-LOOK LAMP? WITH THE MANY NEW COLOURS AND SPECIAL EFFECT SPRAYS, EVERY OBJECT WILL BECOME YOUR FAVOURITE PIECE!

BUT WHY SPRAY? IT'S QUITE SIMPLE: SPRAYING PRODUCES FAST, WONDERFULLY EASY, FANTASTIC RESULTS WITH A SMOOTH, EVEN SURFACE. WHAT'S MORE, SPRAYING OBJECTS THAT HAVE MANY CORNERS AND EDGES IS EASIER THAN PAINTING WITH A BRUSH. THIS IS BECAUSE THE PAINT CAN EASILY GET INTO THE SMALLEST OF GAPS.

AND THE MOST IMPORTANT ASPECT? SPRAYING IS REALLY FUN! GO AHEAD - DO IT!

# WOW!



# THESE PROPERTIES\* MAKE IT THE PERFECT CHOICE FOR ANY HOBBY, CRAFT OR DIY ACTIVITY.

SUITABLE FOR MANY SURFACES, E.G. POLYSTYRENE, WOOD, METAL, CERAMIC, PAPER AND WICKER.



LIGHTFAST

SUITABLE ON  
POLYSTYRENE




VERY GOOD  
COVERAGE

WEATHERPROOF



EXTREMELY QUICK  
DRYING

SMUDGE-PROOF



\* For exceptions for individual products, please see the cans for details

# VIBRANT, SHIMMERING, MATT OR GLOSS?



## SATIN MATT

VARIETY OF  
SATIN-FINISH COLOURS



## NEON

BRIGHT  
DAY-GLOW COLOURS



## GLOSS

GLOSSY  
TRADITIONAL PAINTS



## PEARL

SHIMMERING  
MOTHER-OF-PEARL  
LOOK



## GLITTER

FASCINATING  
GLITTER EFFECTS

# THERE'S SOMETHING FOR EVERYONE!



## REFLECTING STEEL

SPARKLING  
METALLIC EFFECTS



## ANTIQUE STEEL

MATT-SHIMMER  
ANTIQUE EFFECTS



## CHALKBOARD

CHALKBOARD SPRAY -  
ONCE DRIED, IT CAN BE  
WRITTEN ON WITH  
CHALK AND CLEANED OFF  
WITH WATER



## METALLIC

ELEGANT  
METALLIC EFFECTS



## HIGH GLOSS

HIGH-GLOSS  
METALLIC LOOK



022 PASTEL YELLOW

220 SUNSHINE YELLOW

225 TANGERINE

013 ORANGE

120 SALMON

212 FLAMINGO

006 VERMILION

031 CHERRY RED

032 CARMINE RED

223 BLACKBERRY

005 RASPBERRY

227 PASTEL PINK

033 ROSE

081 AMETHYST

037 PLUM

007 LAVENDER

256 PASTEL BLUE

140 GREY BLUE

095 AZURE BLUE

052 MEDIUM BLUE

142 GENTIAN

293 NIGHT BLUE

091 CARIBBEAN

255 AQUAMARINE

150 TURQUOISE

068 DARK GREEN

133 MINT

065 OLIVE GREEN

154 LIME

042 SAND

161 COCOA

179 GRAPHITE

169 STONE GREY

070 WHITE

073 BLACK



**YEAH! HAVE YOU EVER  
SEEN SUCH VARIETY?**

# SATIN MATT

TRADITIONAL COLOURS, TRENDY PASTEL SHADES, OR SIMPLY BLACK AND WHITE? IT REALLY DOESN'T MATTER BECAUSE ALL OF THEM PROVIDE PERFECT COVERAGE AND WORK WELL EVEN ON POLYSTYRENE.

**STYROPORFEST  
SUITABLE ON  
POLYSTYRENE**



TIP: IDEAL ON  
WOOD, METAL,  
CONCRETE OR STONE!



WELCOME

TO OUR  
home

PAINTING TABLE,  
MEMO BOARD, OR JUST  
DECORATION? THE OPTIONS  
ARE NUMEROUS!

hello

HOME





WOW! OUR NEW PRODUCT:  
CHALKBOARD SPRAY.

TAFELSPRAY  
CHALKBOARD  
SPRAY

# CHALKBOARD

SPRAY IT ON, WRITE ON IT WITH CHALK - JOB DONE. AND  
IF YOU NEED A CHANGE? SIMPLY WIPE OFF WITH WATER!




868 CHALKBOARD GREEN

875 CHALKBOARD BLACK




# HEY! WHAT'S THAT SPARKLING? REFLECTING STEEL


THE THREE NEW REFLECTING STEEL SPRAYS. THE SPARKLING METALLIC LOOK WILL MAKE ANY SPRAYED OBJECT A FAVOURITE.



529 REFLECTING RED



566 REFLECTING GREEN



575 REFLECTING BLACK

SPARKLING  
METALLIC






# COOL! FOR PEPPING SOMETHING UP.

## ANTIQUE STEEL


ANY OLD OBJECTS NEEDING A DESIGNER MAKEOVER? THAT'S REALLY EASY WITH THE MATT-SHIMMER ANTIQUE STEEL!



781 ANTIQUE SILVER



731 ANTIQUE RED



780 ANTIQUE GRAPHITE



MATT-SHIMMER

TIP: HAVE YOU  
ALREADY TRIED OUT THE  
MASKING TECHNIQUE? FIND  
MORE INFORMATION  
FURTHER ON!





HOORAY! FULL BRILLIANCE  
FULL AHEAD.

# NEON

OUR FIVE VIBRANT NEON COLOURS.  
THE DAY-GLOW EFFECT WORKS BEST ON  
LIGHT-COLOURED MATERIALS.



STYROPORFEST  
SUITABLE ON  
POLYSTYRENE

321 NEON-YELLOW

334 NEON-PINK

365 NEON-GREEN

324 NEON-ORANGE

355 NEON-BLUE



WOOHOO! SO MUCH GLITTER.


# GLITTER

GLITTER MAKES EVERYONE HAPPY. JUST TRY IT OUT  
WITH OUR TRANSPARENT GLITTER SPRAY!


STYROPORFEST  
SUITABLE ON  
POLYSTYRENE



582 GLITTER-SILVER



584 GLITTER-GOLD





BOOM! MAKES EVERYTHING SHINE.

# HIGH GLOSS

GOLD OR SILVER? OR WHY NOT BOTH FOR AN IMPRESSIVE HIGH-GLOSS METALLIC LOOK!



IS YOUR HAIR DRYER  
BROKEN? IT WILL STILL  
WORK BRILLIANTLY AS A  
DECORATIVE PIECE!



484 HIGH GLOSS-GOLD



482 HIGH GLOSS-SILVER



# YES! A SPARKLING APPEARANCE.

## GLOSS



TRADITIONAL PAINTS WITH A CERTAIN FLAIR? SOMETIMES, GLOSS MAKES THAT SUBTLE DIFFERENCE.



TIP: JUST TRY  
OUT THE NEW STENCIL  
DESIGNS!



433 GLOSS-RED



471 GLOSS-WHITE



478 GLOSS-GREY



472 GLOSS-BLACK







OH!!! THE PERFECT SHIMMER.

# PEARL

FOR ALL FANS OF SUBTLE PASTEL SHADES. THE MOTHER-OF-PEARL LOOK CREATES A VERY SPECIAL SHIMMER EFFECT.

STYROPORFEST  
SUITABLE ON  
POLYSTYRENE



TIP: WORKS BEST ON  
LIGHT-COLOURED  
BACKGROUNDS!



233 PEARL ROSE



252 PEARL BLUE



250 PEARL LILAC



270 PEARL WHITE



TIP: JAZZ IT UP WITH  
SMALL POLYSTYRENE  
BALLS.





# WHAM! VERY SOPHISTICATED. METALLIC

PIECES OF FURNITURE, SMALL DECORATIVE OBJECTS,  
OR SOMETHING MADE OF POLYSTYRENE? A METALLIC  
EFFECT LENDS A PARTICULARLY SOPHISTICATED LOOK.

STYROPORFEST  
SUITABLE ON  
POLYSTYRENE



782 METALLIC-SILVER



786 METALLIC-RED GOLD



787 METALLIC-COPPER



784 METALLIC-GOLD

# TIPS FOR A PERFECT SPRAYING RESULT

## SURFACE

OBVIOUSLY THIS NEEDS TO BE CLEAN, NON-GREASY AND DRY.

## OUTSIDE OR IN?

IT'S ADVISABLE TO SPRAY OUTDOORS, OR IN EXTREMELY WELL VENTILATED SPACES! ANYTHING THAT NEEDS TO BE PROTECTED FROM THE PAINT OR SPRAY MIST SHOULD BE MASKED OR COVERED!

## GET YOUR SPRAY CAN READY


REMOVE THE SAFETY LOCK (EASY TO DO AND WITHOUT A SCREWDRIVER!). SHAKE THE CAN VIGOROUSLY FOR APPROX. 2-3 MINUTES.

## TEMPERATURE AND SPRAYING DISTANCE


NOT TOO HOT AND NOT TOO COLD. NOT TOO CLOSE AND NOT TOO FAR AWAY. THE OPTIMAL TEMPERATURE AND RECOMMENDED SPRAYING DISTANCE CAN BE FOUND ON EVERY CAN.

## LET'S GET STARTED

TRY OUT SPRAYING FIRST, E.G. ON A PIECE OF NEWSPAPER. TO ACHIEVE EVEN RESULTS WITH NO DRIPS OR RUNS: CROSS SPRAY LARGE AREAS, AND SPIRAL SPRAY SMALLER OBJECTS STARTING FROM THE CENTRE AND WORKING OUTWARDS.



CROSS SPRAY



SPIRAL SPRAY

# EASY SPRAYING TECHNIQUES



## MASKING

FOR A STRIPY LOOK OR STYLISH PATTERN: MASK THE SELECTED PARTS WITH MASKING TAPE, SPRAY THE OBJECT, AND THEN PEEL THE TAPE OFF AGAIN. THIS ALSO WORKS IN SEVERAL LAYERS!


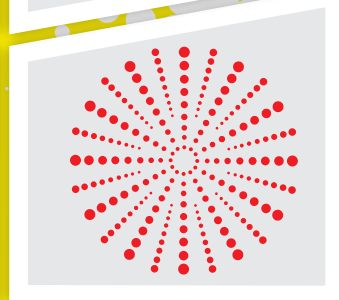

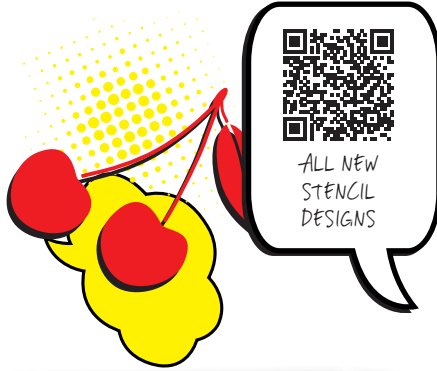


## STENCILLING

FOR PARTICULAR DESIGNS: PLACE THE STENCIL IN THE REQUIRED POSITION, SPRAY THE OBJECT, AND THEN CAREFULLY REMOVE THE STENCIL AGAIN - JOB DONE! FOR A SHARPER OUTLINE: USE STENCIL FIXING SPRAY.

# SPRAYING FUN WITH STENCILS

THERE ARE MANY NEW DESIGNS  
FOR LOTS OF CREATIVE FUN.



# TECHNICAL SPRAYS

## UNIVERSAL PRIMER

PRIMER FOR BETTER PAINT ADHESION  
ON ESPECIALLY TRICKY SURFACES. ALSO  
PROTECTS FROM RUST!

## UV-RESISTANT VARNISHES

CLEAR PROTECTION FROM SUNLIGHT  
DAMAGE E.G. WHEN THE SPRAYED  
OBJECTS PERMANENTLY STAND OUTSIDE  
IN THE GARDEN.

## STENCIL FIXING SPRAY

SIMPLY FIX THE STENCILS IN PLACE WITH  
THIS CLEAR ADHESIVE SPRAY.



WHETHER YOU'RE LOOKING FOR BOLD COLOURS,  
TRENDY PASTEL SHADES, A CHALKBOARD SPRAY,  
OR EXCITING, NEW SPECIAL EFFECTS, DO IT IS THE  
RIGHT COLOUR SPRAY FOR ALL OF THOSE BIG AND  
SMALL PROJECTS!



MORE INFO



facebook.com/  
MarabuChannel



youtube.com/  
MarabuChannel



pinterest.com/  
MarabuChannel




since  
1859



EXPERIENCE IDEAS QUALITY



01/17 • D 59110 205 00117



4 0 0 7 7 5 1 6 8 6 5 9 6

Marabu GmbH & Co.KG  
Fritz-Lieken-Straße 7-9  
D-74321 Bietigheim-Bissingen  
Tel. + 49 7141 691 0  
www.marabu.com/creative

Subject to change without prior notice. Differences in tone due to printing method.